
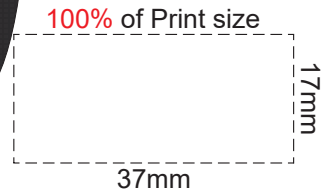


35% of Actual Size
Laser Engraving
Direct Digital




Shiny Stainless Steel Finish



35% of Actual Size
Resin Dome



100% of Print size



Blue Line = The SIGNIFICANT PRINT AREA
(Keep all critical images & text within this box)
Black Line = Maximum print area
Pink Line = Bleed off to here

35% of Actual Size
Colourflex Transfer
Faux Embroidery
DigiFlex Transfer

